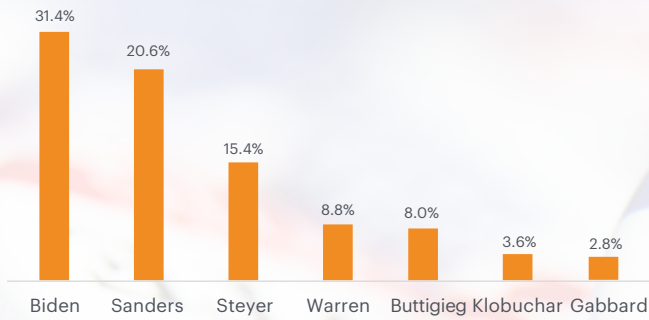


Primary Details

Date: Saturday, February 29, 2020
Format: Primary
Total Delegates: 54

South Carolina Polling

RCP Average 2/17 - 2/25



Delegate Breakdown

Type	Delegates	Alternatives
Congressional District 1	6	0
Congressional District 2	4	0
Congressional District 3	3	0
Congressional District 4	4	0
Congressional District 5	5	0
Congressional District 6	8	0
Congressional District 7	5	0
Automatic PLEOs (unpledged)	9	n/a
Pledged PLEOs	7	n/a
At-Large Delegates	12	5

Total pledged: 54

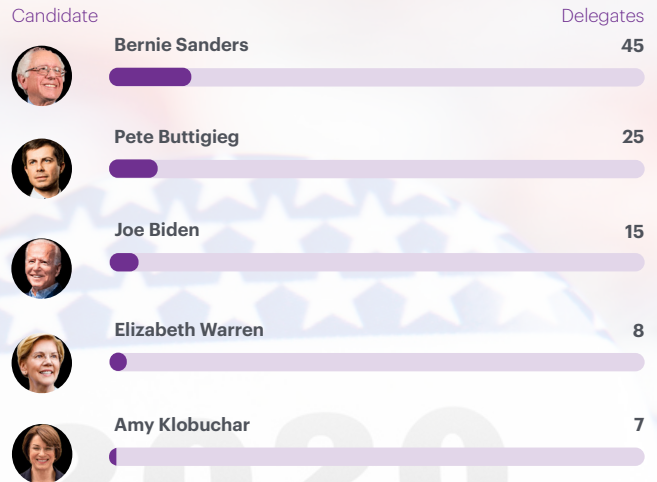
Total unpledged: 9

Past Winners

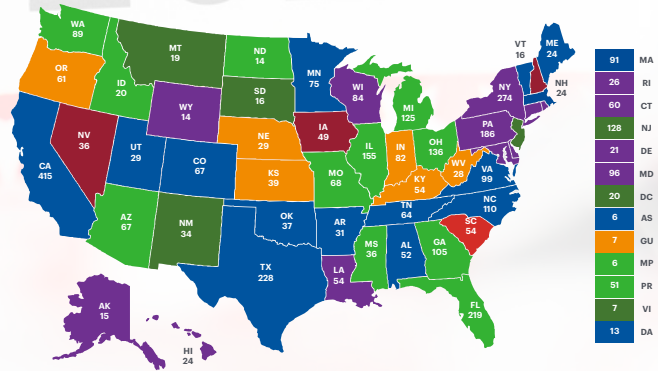
2000: **Al Gore** (92%) and Bill Bradley (2%)
2000: **George W. Bush** (53%), John McCain (42%), Alan Keyes (5%), and others (0%)
2004: **John Edwards** (45%), John Kerry (30%), Al Sharpton (10%), Wesley Clark (7%), Howard Dean (5%), and Joe Lieberman (2%)
2004: GOP Primary cancelled
2008: **Barack Obama** (55%), Hillary Clinton (27%), and John Edwards (18%)

Delegate Count Chart via the Associated Press

Last updated: 2/27



Primary Calendar



	February	Super Tuesday	March 4-31	April	May	June
Contests	4	16	13	11	7	6
Delegates	155	1,357	1,091	854	300	222
Delegates %	3.9%	34.1%	27.4%	21.5%	7.5%	5.6%
Cumulative %	3.9%	38.0%	65.4%	86.9%	94.4%	100%

Cash on hand 2/1/2020

Sanders: \$16.8 million
Buttigieg: \$6.6 million
Biden: \$7.1 million
Klobuchar: \$2.9 million
Warren: \$2.2 million
Bloomberg: More than enough
Steyer: It's there if he wants to spend it

2008: **John McCain** (33%), Mike Huckabee (30%), Fred Thompson (16%), Mitt Romney (15%), Ron Paul (4%), Rudy Giuliani (2%), and others (0%)
2012: **Barack Obama** (unopposed)
2012: **Newt Gingrich** (40%), Mitt Romney (28%), Rick Santorum (17%), and Ron Paul (13%)
2016: **Hillary Clinton** (73%) and Bernie Sanders (26%)
2016: **Donald Trump** (33%), Marco Rubio (22%), Ted Cruz (22%), Jeb Bush (8%), John Kasich (8%), and Ben Carson (7%)

“Since it cost a lot to win. And even more to lose. You and me bound to spend some time, wondering what to choose.”
– Robert Hunter